



Grade 1 Weekly Plan

Nov 5-9

SPECIAL ANNOUNCEMENTS

Please access the Resource section of this document and click on the blue links so that your child may practice the relevant skills daily 😊

Online Resources:



Seesaw: <https://web.seesaw.me/>



<https://ca.ixl.com/signin/hayatuni>



<https://www.kidsa-z.com/main/Login/teacherUsername/>



www.education.com/games/play (optional)



<https://wow.boomlearning.com/> (optional)

Assessments

View Resource section to identify the skills that will be on the assessments
All assessments will be on Thursday unless otherwise noted.

Thursday Nov 9th- School Wide Write test (Picture Prompt Writing)

Thursday Nov 9th- Math Unit test






















Upcoming:

Thursday Nov 16th— Math Assessment (Number Sense)

Thursday Nov 16th - Spelling test [Sight words List 2A](#)

Thurs Nov 16th- Phonics assessment (look in reading section for practice)

Subject	Learning Objective	Resources
Phonics	<p>The students will view and practice sound cards. Assessments will be over any sounds learned. Please view below.</p> <p>Please click on the Sound Card Video and practice with your child daily for the length of the video (6 minutes)</p> <p>Review letter identification and sounds: /h/r/m/d/g/o/u/l/f/b/ai/</p> <p>This week's letters and sounds: j/oa/ie/ee/or/z</p> <p>Upcoming: /w/ng/v/oo/</p>	<p>Sound Card Video</p> <p>Jolly Phonics Book 1</p> <p>November Jolly Phonics Pacing Calendar</p>
Reading	<p>Teachers will be focused on completing beginning of year assessments</p> <p>Read Aloud Options Teacher's choice Focus on starting guided reading groups</p> <p>Continue Reading Strategy Animals</p> <p>Vocabulary: "Good Readers", concepts of print, front cover, back cover, spine, words, spaces, sentences Practice spelling Sight words List 2A</p>	<p>Reading Strategies Animals</p> <p>Characters & Setting</p> <p>Problem & Solution</p> <p>Sight words List 2A</p>
Writing	<p>Parts of Speech: Review common and proper</p>	<p>Grammar Book</p>

	<p>nouns, verbs, and adjectives</p> <p>Using a picture prompt, write 5 Star sentences that include nouns, verbs, and adjectives.</p> <p>Ongoing: 5 Star Writing</p> <p style="text-align: center;">5 Star Writing</p> <table border="1" data-bbox="492 552 1073 804"> <tr> <td style="text-align: center;"></td> <td>Capital letter to start my sentence. → I see a dog.</td> </tr> <tr> <td style="text-align: center;"></td> <td>Punctuation to end my sentence. Where is the dog? ↘</td> </tr> <tr> <td style="text-align: center;"></td> <td>Use finger spaces. The dog is brown.</td> </tr> <tr> <td style="text-align: center;"></td> <td>Use neat handwriting & phonemic spelling. Kk </td> </tr> <tr> <td style="text-align: center;"></td> <td>My sentence makes sense. </td> </tr> </table>		Capital letter to start my sentence. → I see a dog.		Punctuation to end my sentence. Where is the dog? ↘		Use finger spaces. The dog is brown.		Use neat handwriting & phonemic spelling. Kk 		My sentence makes sense. 	<p>Nouns Video</p> <p>Verbs Video</p> <p>Adjectives</p> <p>The Sentence Song</p>
	Capital letter to start my sentence. → I see a dog.											
	Punctuation to end my sentence. Where is the dog? ↘											
	Use finger spaces. The dog is brown.											
	Use neat handwriting & phonemic spelling. Kk 											
	My sentence makes sense. 											
<p>Math</p>	<p>Students will learn number sense using 10 and 20 frames (double ten frames).</p> <p>Vocabulary words: Number ID, Counting, ones, tens, patterns, counting on, counting backwards, “how many?”, more, less</p> <p>Number sense: Identifying, writing & counting numbers within 10, writing number names to 20</p>	<p>Counting to 100</p> <p>Numbers in the teens</p> <p>Friends of 10</p> <p>Counting Backwards from 20</p> <p>Patterns Video</p> <p>Jump math Book 1.1</p>										
<p>Socials/ Science</p>	<p>The students will learn about living and nonliving things.</p> <p>Living & Nonliving things video1 Living things need... Jack Hartman: Living and Nonliving Things Song Parts of a plant</p> <p>Grade one will be planting a garden at HUBS</p>	<p>Hayat High 5 Theme:</p> <p>-Be Responsible</p>										